



District Report Card: 2017


State: Arunachal Pradesh	District: East Kameng
Class: 8	Subject: Mathematics
Schools: 38	Students: 557


Participation/Coverage


Students

<div>GENDER</div> <div></div>	Boys				Girls			
	Number		%		Number		%	
	212		38.06		345		61.94	

<div>AREA</div> <div></div>	Rural				Urban			
	Number		%		Number		%	
	397		71.27		160		28.73	

<div>CATEGORY</div> <div></div>	SC		ST		OBC		GEN	
	Number	%	Number	%	Number	%	Number	%
	0	0.00	508	91.20	1	0.18	48	8.62

<div>CWSN</div> <div></div>	LD	VI	HI	S&LD	ID	Oth
	0	6	3	1	1	5

<div>Management</div> <div></div>	Government			Government-aided		
	Number		%	Number		%
	422		75.76	135		24.24

Average Performance of Students in Mathematics (%)

Overall	Gender		Area		Management		Social Group			
	Male	Female	Rural	Urban	Govt.	Aided	SC	ST	OBC	GEN
34.30	33.08	35.05	32.61	38.50	31.11	44.30	0.00	33.85	13.33	39.58

Performance on Learning Outcomes (LOs)

Learning Outcomes	Description	Average Performance(%)
M601	Solves problems involving large numbers by applying appropriate operations	35.59
M606	Solves problems on daily life situations involving addition and subtraction of fractions / decimals	31.67
M620	Finds out the perimeter and area of rectangular objects in the surroundings like floor of the class room, surfaces of a chalk box etc.	31.62
M621	Arranges given/collected information in the form of table, pictograph and bar graph and interprets them	32.03
M702	Interprets the division and multiplication of fractions	33.57
M705	Solves problems related to daily life situations involving rational numbers	32.14
M706	Uses exponential form of numbers to simplify problems involving multiplication and division of large numbers	19.93
M707	Adds/subtracts algebraic expressions	45.24
M710	Solves problems related to conversion of percentage to fraction and decimal and vice versa	18.12
M717	Finds out approximate area of closed shapes by using unit square grid/graph sheet	29.18
M719	Finds various representative values for simple data from her/his daily life contexts like mean, median and mode	43.32
M721	Interprets data using bar graph	40.58
M801	Generalizes properties of addition, subtraction, multiplication and division of rational numbers through patterns	28.26
M802	Finds rational numbers between two given rational numbers	42.39
M803	Proves divisibility rules of 2, 3, 4, 5, 6, 9 and 11	33.10
M804	Finds squares, cubes, square roots and cube roots of numbers using different methods	31.52
M808	Uses various algebraic identities in solving problems of daily life	41.30
M812	Verifies properties of parallelogram and establishes the relationship between them through reasoning	26.97
M818	Finds surface area and volume of cuboidal and cylindrical object	26.45
M819	Draws and interprets bar charts and pie charts	45.60

Range of Performance of Students who Answered Correctly							
Below 30%		30% - 50%		50% - 75%		Above 75%	
Number	%	Number	%	Number	%	Number	%
256	45.96	203	36.45	90	16.16	8	1.44

Lowest Performing Learning Outcomes (LOs)

- 1 - Solves problems related to conversion of percentage to fraction and decimal and vice versa (18.12)
- 2 - Uses exponential form of numbers to simplify problems involving multiplication and division of large numbers (19.93)
- 3 - Finds surface area and volume of cuboidal and cylindrical object (26.45)

4 - Verifies properties of parallelogram and establishes the relationship between them through reasoning (26.97)

5 - Generalizes properties of addition, subtraction, multiplication and division of rational numbers through patterns (28.26)